

## **DIRECTIONS FOR AUTOMATIC ACCESS TO STATE TESTING RESULTS USING MYKATYCLOUD**

As in previous years, families will be able to access detailed information about their child's areas of strength, as well as any gaps in learning, by reviewing STAAR, STAAR EOC, and TELPAS results. Parents will need to access the state's Family Portal for all testing results.

Test results will be available in the Family Portal by the end-of-day listed in the chart.


<b>State Assessment</b>	<b>Release date in the Family Portal</b>
STAAR December EOC	January 24, 2024
TELPAS Alternate	May 14, 2024
TELPAS	June 12, 2024
STAAR Alternate 3 - EOC	June 20, 2024
STAAR EOC	June 7, 2024
STAAR 3-8	June 14, 2024
STAAR June EOC	August 2, 2024

### **STAAR EOC testing scores are located in HAC under Test Scores Tab**

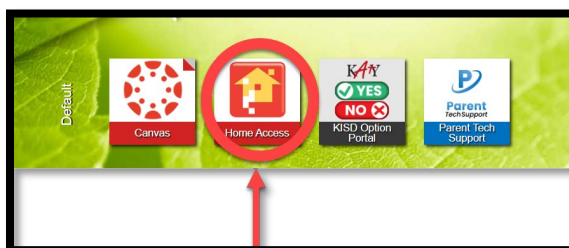
Parents may also view **Pass/Not Passed** information for their high school student's EOC assessments in the Home Access Center main site. Parents can look under the section titled *Passed/Approaches*, which will have "Y" for passed or "N" for not passed.

### **Parents can directly have access to the Family Portal by Logging into MyKaty Cloud.**

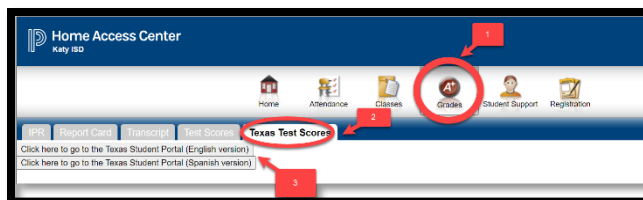
**Step 1:** Log into [MyKaty Cloud](#) via guardian's credentials.



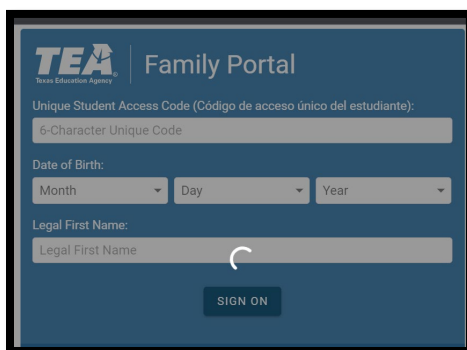
**Step 2:** Select Home Access Center (HAC):



**Step 3:** Select the Grades icon -> Texas Test Scores -> Click here to go to the Texas Student Portal (English version) OR (Spanish version)



**Step 4:** The system will sign you into the TEA Family Portal and pass your student's credentials automatically.



**Step 5:** Once logged in, users can select Texas Assessment by school year.