


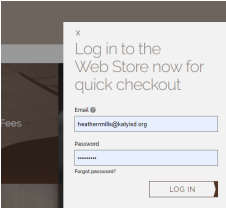

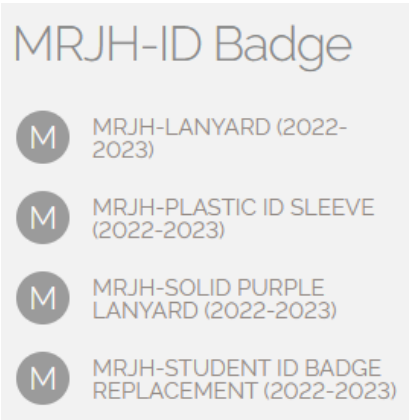


Use Pay N' Go to pay for replacement IDs and Lanyards

	<p>On the district home page click on the Pay N' Go Icon at the top of the website.</p>
<p>Katy ISD Pay N' Go Webstore</p> 	<p>Click on the A+ Pay N' Go icon on the left - Webstore.</p>
<p>Pay N' Go</p> 	<p>One more time, click on the A+ Pay N' Go icon on the right</p>
	<p>On the right, you are invited to login to Pay N' Go.</p>
	<p>Click on Junior High Schools. Click on Morton Ranch Junior High Click on MRJH - ID Badge</p>
	<p>Here, you can choose what to purchase.</p> <ul style="list-style-type: none"> ● The first lanyard listed has the school logo and is \$5. ● The plastic ID sleeve comes with a clip \$1 ● The solid purple is just a plain, purple lanyard. \$3 <ul style="list-style-type: none"> ○ Both lanyards come with a plastic sleeve. ● For the plastic, photo ID - choose MRJH - Student ID Badge Replacement. \$3

Make sure to send your child a photo of the receipt of payment if it's a same day purchase. It takes 24 hours for us to get the report of payment.