

















Saving Money: Why AP and Dual Credit Make Financial Sense for College...

Earnings and Unemployment Rate by Education Attainment, 2006

Weekly Earnings		Unemployment Rate (percent)
\$419 	Less than a High School Diploma	 6.8%
595 	High School Graduate	 4.3
674 	Some College, No Degree	 3.9
721 	Associate Degree	 3.0
962 	Bachelor's Degree	 2.3
1140 	Master's Degree	 1.7
1474 	First Professional Degree	 1.1
1441 	Doctoral Degree	 1.4

Source: *Current Population Survey*

Career Investigation

Consider College an Investment

According to a 2007 College Board Study, *Education Pays*, people with a bachelor's degree earn over 60 percent more than those with only a high school diploma.

Over a lifetime, the gap in earning potential between a high school diploma and a B.A. is more than \$800,000.

In other words, whatever sacrifices you make for your college education in the short term are more than repaid in the long term.

www.collegeboard.com

College Costs

Average College Prices 2008-09	But Did You Know That...
Public four-year \$6,585 (up 6.4 percent from last year)	About 56 percent of students enrolled at four-year colleges or universities attend institutions that charge tuition and fees of less than \$9,000 per year.
	38 percent of full-time students enrolled in public four-year colleges and universities attend institutions that charge tuition and fees between \$3,000 and \$6,000.
Public two-year \$2,402 (up 4.7 percent from last year)	32 percent of all full-time students attend public two-year colleges.

College Costs

Average College Prices 2008-2009

Private four-year \$25,143 (up 5.9 percent from last year)

But Did You Know That...

While private four-year institutions have a much wider range of tuition and fee charges, only about 9 percent of all students attend colleges with tuition and fees totaling \$33,000 or higher per year.

Advanced Placement Program

- Designed by the College Board
- Entry level college courses taught by high school teachers
- Exam at the conclusion of the course allows the student to demonstrate mastery of the course content
- Scores of 3, 4 or 5 on the AP exam are typically accepted for college credit.
- Depending on the university's policy, exam scores may count for 8-12 hours of college credit
- Examining university policies on accepting AP Exam scores

Sample AP Credit Policies for Select Exams

Course/ Exam	UT at Austin	Texas State	Texas A & M	Baylor	University of Houston
English Language	3 hours	3 hours	3 hours	3 hours**	6 hours
English Literature	3 hours	3 hours	6 hours	3 hours**	3 hours
US History	6 hours	6 hours	6 hours	6 hours	6 hours
Government	3 hours **	3 hours	3 hours	3 hours	3-6 hours**
Calculus AB	3 hours	3 hours	4 hours	4 hours	4 hours
Macro Economics	3 hours	3 hours	3 hours	3 hours	3 hours

<http://www.collegeboard.com/>

COLLEGE SEARCH

AP Costs to the Student

- No cost to take the course
- Textbooks are issued to the student
- Exam fees are \$86 set by College Board
- Texas subsidizes the exam fees so the cost to the student is \$56.
- Students in financial need may qualify for additional assistance pay no more than \$8 per exam.

*Costs are based on 2010 exams fees and subsidies

UCS, Geiser and Santelices, 2004

Research Question: To what extent do AP, IB, dual enrollment and honors courses add to admissions officers' ability to predict student success in college?

- Conclusion:
 - Merely taking an AP or other advanced level course in high school is not a valid indicator of the likelihood that student will perform well in college.
 - Student performance on AP examinations is strongly related to college performance
 - Data analyzed according to students' educational experiences and SAT scores

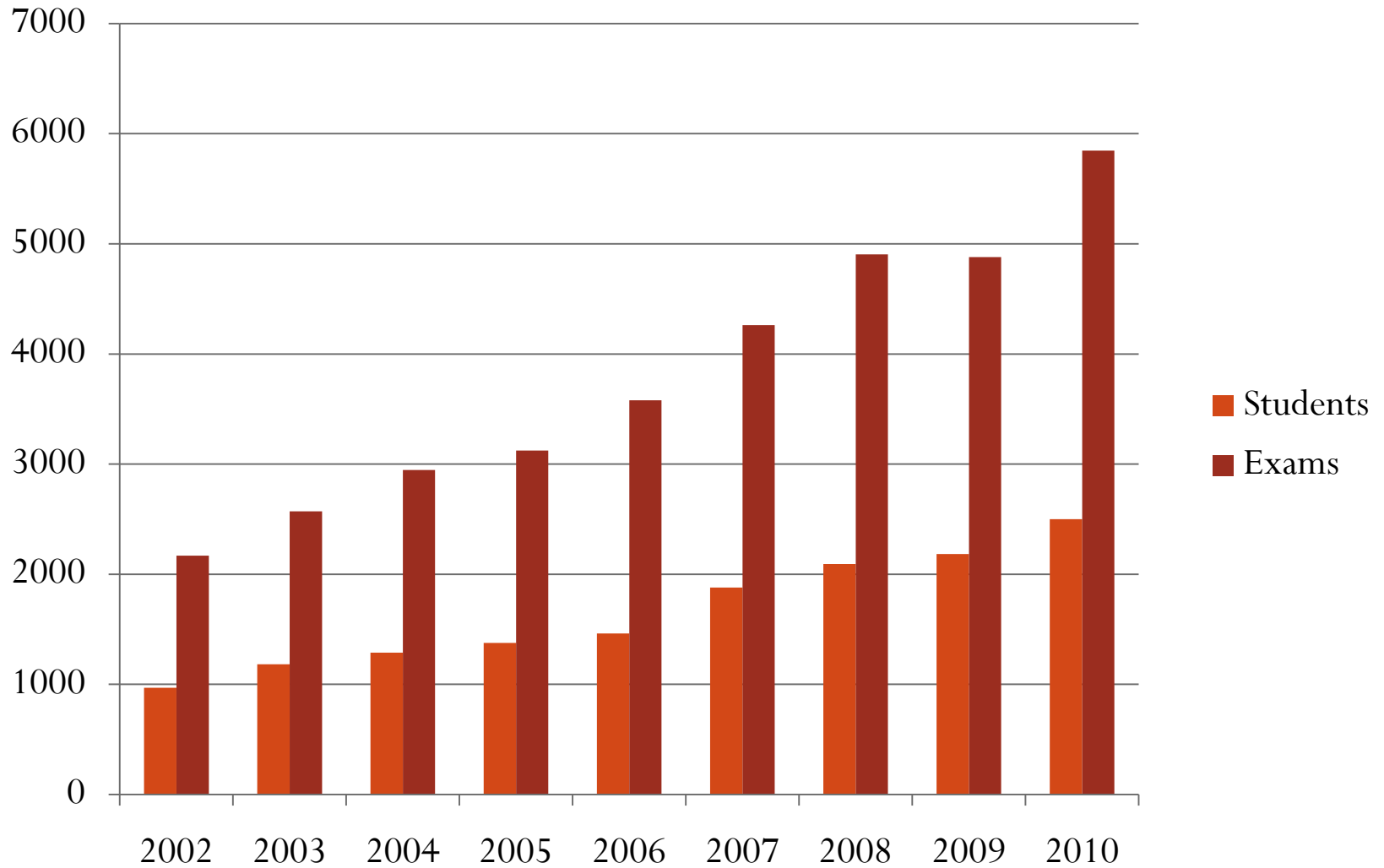
NCEA Research 2006

Texas Public Schools and Universities

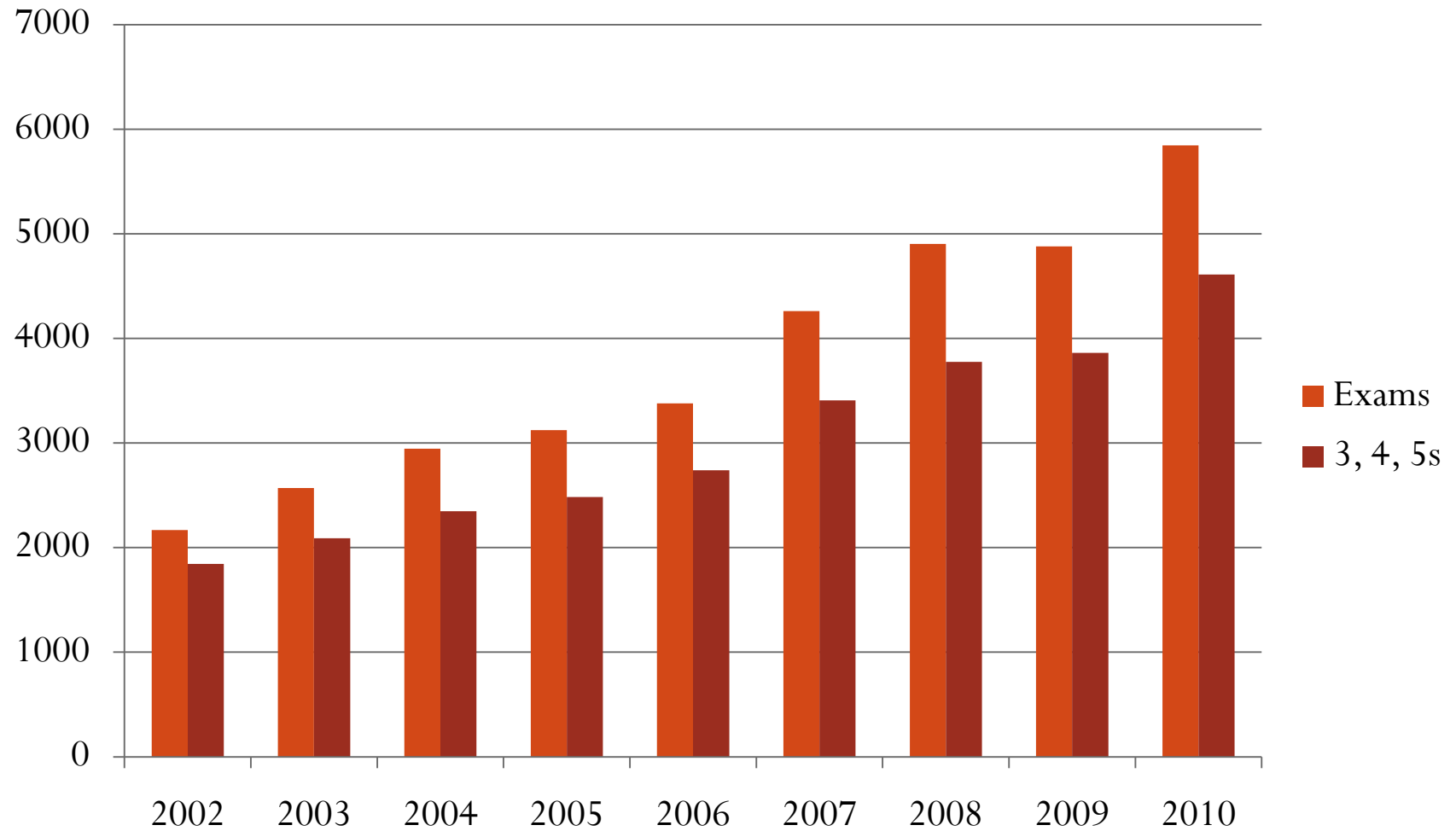
Research Question: What is the relationship between participation and success in AP courses and college graduation?

- Success was defined as the likelihood of earning a bachelors' degree in five years or less.
- Conclusions:
 - The percent of a school's students who take and pass AP exams is the best AP related indicator of whether the school is preparing increasing percentages of its students to graduate from college.

Katy ISD AP Participation 2002-2010



Katy ISD AP Exam Total and Number of 3, 4, & 5s



Dual Credit

- Partnership with post secondary institutions such as Houston Community College
- Students apply for admission and enroll in the community college course
- Typically taught at the high school campus, but can also be taken at the college campus
- Community College credit is transferable to Texas Public Universities
- Students should confirm how that credit will be accepted

Dual Credit Costs to the Student

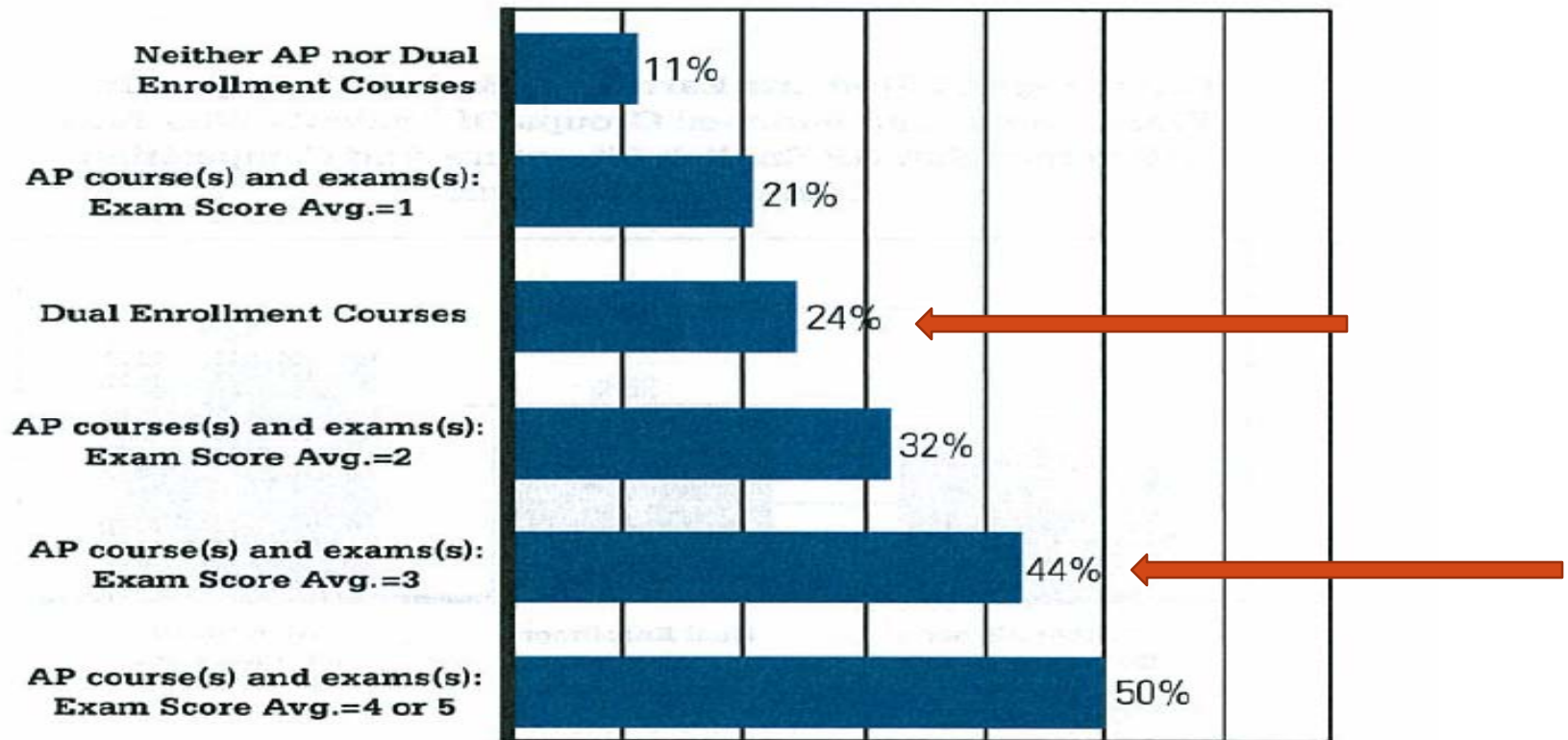
- HCC tuition is waived for Katy ISD dual credit students but Katy students must pay out of HCC taxing district fees of \$183/3 credit hour course.
- Students must also purchase the textbook or books for the course.
- Limitations: Juniors and Seniors/2 courses per semester.
- US History-6 hours, English-6 hours, Government-3 hours, Economics-3 hours, Criminal Justice-up to 12 hours (4 courses), Mathematics-up to 9 hours (3 courses)

AP or Dual Credit??

- IT DEPENDS!
- What are the goals of the student?
- What post secondary institution is of interest?
 - What are the acceptance policies for AP exam scores and dual credit courses?
- What major is the student pursuing?
- AP **AND** DUAL CREDIT? Many students use a combination of these courses to match their needs.

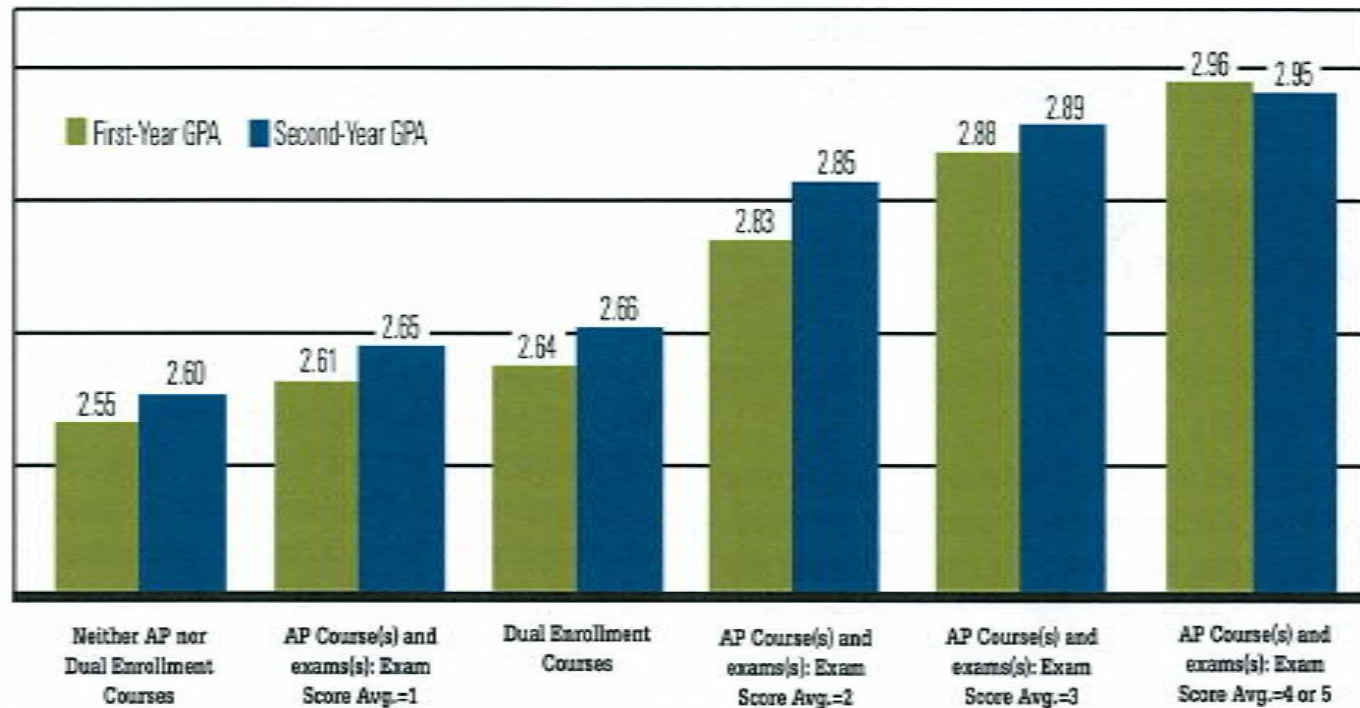
AP Participation and Dual Credit Enrollment have a positive impact on college graduation rates.

Percentage of Students with Varying AP and Non-AP Experiences Who Earn a Bachelor's Degree Within 4-Years



Both AP Participation and dual credit enrollment have positive impact on student performance in college.

First-Year and Fourth-Year Average College GPAs of Students with Varying AP and Non-AP Experiences



Questions/Comments?

Thank you for attending this session