

CRHS eNews for Friday, May 26, 2017

STAAR EOC Results, Remediation, and Summer Retest

STAAR EOC scores are available through the Home Access Center (HAC). More detailed information will be available on June 12 through the Student Portal at <https://txparentportal.emetric.net/login?returnUrl=/list>. Scores will not be mailed home this year.

Students who “Did Not Meet Grade Level” on their STAAR EOC will receive a letter in the mail listing the subject and the summer retest dates:

English I - June 19, 2017

Algebra I - June 20, 2017

English II - June 21, 2017

U.S. History - June 22, 2017

Biology - June 23, 2017

STAAR EOC Remediation Clinics are available at Taylor High School June 12 – 16, 2017. To register for either a STAAR Remediation Clinic or a STAAR EOC Retest, access

www.tinyurl.com/katysummerschool. EOC Summer Testing Registration will open on Thursday, May 25, 2017 and close on Tuesday, June 13, 2017. Students MUST register in advance. If a student cannot retest in June, he/she will retest in December.

Please see the attached document for further instructions.

Summer Hours

Cinco Ranch High School will be open Monday-Thursday, 7:00-12:00 and 1:00-5:00, beginning Monday, June 5 and ending Friday, July 28. Regular work hours (7:00-12:00 and 1:00-3:00) will be worked the week of July 3-7, with Tuesday, July 4 being a holiday.

ACT Summer Camp

This summer Katy ISD Community Education is sponsoring a five-day ACT Boot Camp taught by Sycamore Learning Company. It will be held June 5-June 9 from 1:00-4:00pm in the Seven Lakes High School LGI. Your student can utilize this specially designed camp to get on track and jump ahead of other students on the upcoming ACT test. This program will be taught by Sycamore’s founder, Patrick Minnihhan, a 15-year expert in the field of ACT & SAT test preparation. During the training camp, your child will receive personalized instruction on each subject of the ACT test, including the essay portion of the exam. In addition, the instructor will sit down one-on-one and review the final diagnostic test with your student in order to develop a personalized summer study plan to get your student ready for the test. Included in the training camp is a study guide filled with tips and strategies to aid in the improvement of test scores, as well as continued support over the summer. The study guide, 5-day training camp, and summer practice support is now available to you for the special price of only \$350. To register, please go to www.prepforthefuture.com or call 866-223-9691.

Transcript Requests During the Summer

- Juniors may begin requesting their updated transcripts beginning June 20.
- Seniors will receive a copy of their final transcripts with their diplomas. These will be available for pickup beginning Monday, June 26 during office hours.
- For all transcript requests for students under the age of 18, a parent signature is required on the request form.
- No transcripts will be processed the weeks of June 26 and July 3. Requests may still be dropped off in the Main Campus Front Office during the Summer Hours listed above. Those requests will be processed beginning July 10.

Maximize Your SAT and ACT Scores

This summer, Catalyst Prep's Founder and CEO Jared Friedland will be leading a special online prep course for students looking to learn SAT and ACT strategies from an unparalleled expert. Jared has earned perfect scores on the old SAT, new SAT, and ACT, and has been featured in TIME, CNBC, The Huffington Post, among many other media.

Schedule: 8 three-hour SAT & ACT strategy lessons. All lessons will be held live so that students can pose questions, request further explanations, and volunteer answers.

Session A - July 10, 12, 14, 17, 19, 24, 26, 31 - All lessons will be held from 5:00-8:00pm CST.

Session B - August 7, 9, 11, 14, 16, 18, 21, 23 - All lessons will be held from 2:00-5:00pm CST.

Tuition: \$399 per student

For more information about this rare prep opportunity, call 800-235-0056 or email info@CatalystPrep.com.

2017-2018 1st Day Packets and Enrollment Information

KISD and CRHS will continue to be online for the 2017-2018 1st Day Packets. KISD is using a program called InfoSnap to collect student data, including enrollment cards and acknowledgement forms. A unique SnapCode for each returning student will be sent out to the parent's/ guardian's email address on file on August 1. If there is no email address, a letter will be mailed on that same date. The SnapCode will allow each parent/ guardian to electronically complete the Returning Student Update in InfoSnap.

Students will receive a 1-page document in their August homerooms with information on how to access the CRHS documents normally distributed via 1st Day Packets (9th graders will also receive a hard copy Cougar Paws booklet and Daily Planner). A link to all the documents from the campus, PTSA, Project Grad and other Booster Clubs will be placed on the CRHS website after August 1. Please be sure to look for your email from KISD and check the CRHS website to get a head start on completing required documents for the beginning of school.

CRHS Round 2017

Roundup will be held on Wednesday, August 9, 2017 at the following times:

7:30-9:00 – Seniors

9:00-10:30 – Juniors

10:30-12:00 – Sophomores

Fish Camp

Fish Camp for incoming 9th graders will be held on August 9, 2017 from 1:00-5:00pm. You may print out the registration form from our campus website under the Student Tab, Class of 2021. Registration is \$25.00 and must be postmarked or hand delivered by Thursday, July 20. Registration is \$30 after July 20 and \$35 on the day of Fish Camp. Registration must be received by July 24 to guarantee a shirt.

PTSA Reflections for 2017-2018—Summer Is A Great Time For Projects!

Students, looking for something creative to do this summer? Prepare a Reflections entry (or more than one!). The theme for the 2017-2018 PTSA Reflections Arts Program will be "Within Reach." Students are encouraged to use their imagination to create projects about this theme in visual arts, dance choreography, film production, literature, music composition, and photography. A special artist category is also available. For more information, and to see state results from 2016-2017, visit <http://www.txpta.org/reflections>. Campus entries are usually due around the end of October. CRHS had the second-largest number of entries this year for the Katy Council of PTAs, and the most artists advancing to state competition. Congratulations to all our entrants and special recognition to state-level artists Caren Koh, Jacob Conacher, and Jessica Nichole Hupp!

Students, Are You Planning To Volunteer This Summer?

Be sure to print your signature form for Cougars Achieving Through Service (CATS). For more information about this great program, visit the PTSA website at www.crhsptsa.org or the Cinco Ranch High School website

and select “Students,” then “Student Zone,” and open “CATS Guidelines” on the right side of the page. Remember to share this information with incoming Cinco Ranch High School families!

PTSA Hospitality Volunteers

If you would like to help with hospitality events for the 2017-2018 school year, please contact co-chairs Michelle O’Neil at mkeyoneil@yahoo.com and Missy Boggs at missyboggs93@gmail.com to join their SignUp Genius email list.

Parking at CRHS in 2017-2018

All student parking will be reserved for the 2017-2018 school year. Each reserved space is \$75. Seniors will be given first opportunity to purchase a parking tag, followed by Juniors. Only seniors may personalize their space. Sophomores will not be allowed to purchase a reserved space until the second 6 weeks of school, and then ONLY IF there are any reserved spaces available. A reserved parking space must be purchased at least a day before a student is allowed to park on campus. Failure to follow parking guidelines will result in a boot fee and/or loss of parking privilege.

Schedule of Events*

May 26-June 1, 2017

Spring Semester Exams

Monday, May 29, 2017

Memorial Day Holiday – No School

Thursday, June 1, 2017

Early Dismissal – 11:35am

Sunday, June 4, 2017

Graduation – 2:00pm – Merrell Center

***This will be the last eNews of the 2016-2017 school year.
We hope all our CRHS families have a safe and happy summer.
We will see you again in August!***

Attachments:

 [Accessing STAAR EOC Scores Online.pdf](#) (171.6 KB)

Parent Directions on How to Access 2017 STAAR EOC test results

TEA has redesigned the process and communication of reporting the student test results for the 2017 STAAR administrations. Starting in 2017, **the only way** to access your student's scores for STAAR is through the internet. By Tuesday, June 6, 2017, parents may view the 2017 STAAR EOC test results using either the Home Access Center (HAC) or the online state Student Data Portal. The new STAAR report card, also known as the Confidential Student Report (CSR), will be posted on Monday June 12, 2017 at TexasAssessment.com. If you do not have internet access, please contact your child's campus for assistance with accessing the available report for your child. Contact the CRHS main office at 281-237-7000 if you have any questions.

Step-by-Step Directions on How to Access 2017 STAAR test results

The Home Access Center App does not provide test scores. You must go to the main site.

Step 1: Go to <http://www.katyisd.org/parents/Pages/Resources.aspx>

Step 2: Scroll to Home Access Center (HAC) and Login In (contact your child's campus for login questions or if you do not have the HAC Login information).

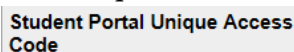
Step 3: Click the Grades Tab 

Step 4: Click Test Scores Tab 

Step 5: You may scroll to view your child's cumulative testing history.

Step 6: The HAC testing information includes the STAAR passing information for each assessment and the *Unique Access Code*. Under the words **Approaches Grade Level** (formerly *Passed*):

- “Y” means yes, **the student passed** the STAAR assessment.
- “N” means no, **the student did not pass** the STAAR assessment.
 - If a student was absent or received “other” as a score code, disregard the scale and raw score. The assessment was not scored.
- If you would like to view additional details regarding your child's STAAR progress, you will need to access the “Student Portal” and will need your child's Unique Access Code.
 - The Unique Access Code can be located under the statement “*Student Portal Unique Access Code*”



and contains a combination of 6 letters and numbers.

How to Access 2017 STAAR test results using the student portal:

Step 1: To access your child's state testing information, you will need the child's date of birth and the *Unique Access Code* which can be located on any past CSR or following Step 6 listed above.

Step 2: Go to <https://txparentportal.emetric.net/login?returnUrl=/list>

Step 3: Enter the *Unique Access Code* and the date of birth to view your child's STAAR test results.

Indicaciones para Padres sobre Cómo Acceder a los resultados de las evaluaciones STAAR de Fin de Curso de 2017


TEA ha rediseñado el proceso y la comunicación sobre cómo se informan los resultados de las evaluaciones de los estudiantes para las administraciones de STAAR de 2017. A partir de 2017, la única forma de acceder a las calificaciones de su estudiante para STAAR es por Internet. Desde el martes 6 de junio de 2017 los padres podrán ver los resultados de las evaluaciones de Fin de Curso de STAAR 2017 utilizando el Centro de Acceso desde el Hogar (HAC) o el Portal de Datos de los Estudiantes online del estado. El nuevo boletín de STAAR, conocido como el Informe Confidencial del Estudiante (CSR) será publicado el lunes 12 de junio de 2017 en TexasAssessment.com. Si no tiene acceso a Internet, por favor, contáctese con la escuela de su hijo/a para recibir asistencia para acceder al informe disponible para su hijo/a. Contáctese con CRHS (281-237-7000) si tiene alguna pregunta.

Indicaciones Paso por Paso sobre Cómo Acceder a los resultados de las evaluaciones STAAR 2017

La Aplicación del Centro de Acceso desde el Hogar no proporciona las calificaciones de las evaluaciones. Deberá dirigirse al sitio principal.

Paso 1: Diríjase a <http://www.katyisd.org/parents/Pages/Resources.aspx>

Paso 2: Desplácese hacia Home Access Center (HAC) e Inicie Sesión en Login In (contáctese con la escuela de su hijo/a si tiene preguntas sobre cómo iniciar sesión o si no posee la información para iniciar sesión en el HAC).

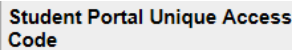
Paso 3: Haga clic en la Pestaña Grades 

Paso 4: Haga clic en la Pestaña Test Scores 

Paso 5: Podrá desplazarse para ver el historial de todas las evaluaciones de su hijo/a.

Paso 6: La información de las evaluaciones del HAC incluyen la información para aprobar STAAR, para cada una de las evaluaciones, y el *Código Único de Acceso*. Debajo de las palabras **Approaches Grade Level** (*Se aproxima al Nivel del Grado*) (*antiguamente Passed (Aprobado)*):

- “Y” significa sí (yes), **el estudiante aprobó** la evaluación STAAR.
- “N” significa no, **el estudiante no aprobó** la evaluación STAAR.
 - Si un estudiante estuvo ausente o recibió “other” como código de calificación, haga caso omiso a la escala y a la calificación bruta. La evaluación no fue calificada.
- Si desea ver más detalles sobre el progreso en STAAR de su hijo/a, deberá acceder al “Portal para Estudiantes” y necesitará el Código Único de Acceso de su hijo/a.
 - El Código Único de Acceso puede encontrarlo debajo de “*Student Portal Unique Access Code*”



y contiene una combinación de 6 letras y números.

Cómo Acceder a los resultados de las evaluaciones STAAR 2017 utilizando el portal para estudiantes:

Paso 1: Para acceder a la información de las evaluaciones estatales de su hijo/, necesitará la fecha de nacimiento del niño/de la niña y el *Código Único de Acceso* que puede ser encontrado en cualquier CSR previo o siguiendo el Paso 6 previo.

Paso 2: Diríjase a <https://txparentportal.emetric.net/login?returnUrl=/list>

Paso 3: Ingrese el *Código Único de Acceso* y la fecha de nacimiento para ver los resultados de las evaluaciones STAAR de su hijo/a.