

2024-2025 Course Selection

Current 5th-11th Graders

Shireen Abughazaleh
Lead Counselor - Freeman High School

Kelli Price
Elementary Counseling Specialist



Outline

- What is SchooLinks?
- What are the course selection steps?
- How to login to SchooLinks?
- What parents & guardians can do on SchooLinks?
- What else can students do on SchooLinks?

What is SchooLinks?

A True All-in-One Student Success Platform

Student Services & Counseling



Student Surveys



Grad Plan Tracking



School & Student Data



Guardian & Alumni Portal



Course Planning

Post Secondary Planning



College Search



College Application Manager



Individualized Planning



Scholarships



Case Management

Career & Technical Education



Career Exploration



Endorsement and Program of Study Alignment



Industry Partner Log in & Portal



Educational Videos



Resume Builder

2024-2025

What are the Course Selection Steps?

Course Selection Timeline

PHASE I Monday February 5- Monday February 19, 2024:

- **Students** are selecting and submitting courses in **SchooLinks Course Planner**
- **Parents** can view their students course requests in **SchooLinks Course Planner**

PHASE II Tuesday February 20-Friday March 8, 2024:

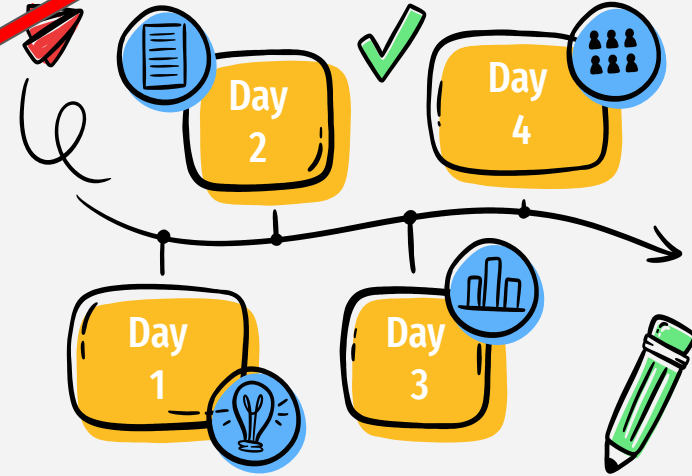
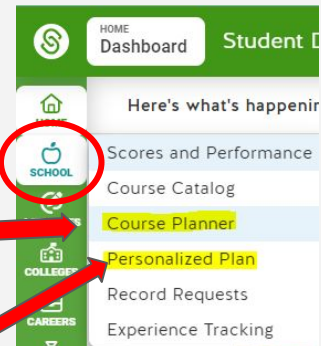
- **Counselors** review, revise, and approve course requests in **SchooLinks Course Planner**
- **Students** complete and submit **Personal Graduation Plan (PGP)** in **SchooLinks Personalized Plans**

PHASE III Monday March 18 - Tuesday March 26, 2024:

- **Parents** view and approve (verify) course requests in **SchooLinks Personalized Plans**

PHASE IV Wednesday March 27 - Wednesday April 3, 2024:

- **Counselors** finalize change requests and approve students' **Personal Graduation Plan (PGP)** in **SchooLinks Personalized Plans**



PHASE I: Monday February 5- Monday February 19, 2024

STUDENTS

Step 1: select and submit courses in **SchooLinks Course Planner**

- ★ **TO DO before your meeting with your counselor**

PARENTS

Step 2: can view students course requests in **SchooLinks Course Planner**

- ★ **Work with your student to plan their courses based on their needs and interests**

COUNSELORS

Communicate with students and parents on course selection process and begin to meet with students

- ★ **Look for important course selection information from your counselor**

PHASE I: Resources

STUDENTS

- ★ [CLICK HERE](#) - Step by Step Directions for completing and submitting Course Planner

PARENTS

- ★ [CLICK HERE for directions](#) for viewing your students course plan

COUNSELORS

- ★ [CLICK HERE for directions](#) overview of Guardian Features for information on cursing your account to communicate Counselors

PHASE II: Tuesday February 20-Friday March 8, 2024:

COUNSELORS

Step 1: review, revise, and approve course requests in **SchoolLinks Course Planner**

- ★ Communicate with your Counselor
 - Update any locked courses if needed
 - Answer important questions
 - Provide additional guidance and information
 - Approve students' course plans

STUDENTS

Step 2: complete and submit **Personal Graduation Plan (PGP)** in **SchoolLinks Personalized Plans**

- ★ **TO DO** after your counselor approves your courses in **Course Planner**. Your parent will not be able to verify your courses until you complete this step.

PARENTS

Step 3: can view your students course requests in **SchoolLinks Course Planner**

- ★ Encourage your student to complete this important step by the deadline. Students must complete PHASE II so you may complete course verification

PHASE II: Resources

STUDENTS

- ★ [CLICK HERE - VIDEO](#)
Directions for
completing and
submitting
Personalized
Graduation Plan in
Personalized Plan

PARENTS

- ★ [CLICK HERE for](#)
[directions](#) for viewing
your students course
plan

COUNSELORS

- ★ [CLICK HERE for](#)
[directions](#) overview
of Guardian Features
for information on
cursing your account
to communicate
Counselors

PHASE III: Monday March 18 - Tuesday March 26, 2024:

PARENTS

Step 1: view and approve (verify) course requests in **SchooLinks Personalized Plans**

- ★ Review courses that were approved by your student's counselor
- ★ Utilize SchooLinks to communicate with your student's counselor about any requests for changes to courses or questions

COUNSELORS

Monitor student progress in **SchooLinks Personalized Plans**

STUDENTS

Work with your parents to ensure they view and verify your courses in **SchooLinks Personalized Plans**

- ★ Look for important course selection information from your counselor

PHASE III: Resources

STUDENTS

- ★ [VIDEO Directions for viewing and approving student's Personalized Graduation Plan in Personalized Plans](#)
- ★ [Step by Step guide for viewing and approving student's Personalized Graduation Plan in Personalized Plans](#)

PARENTS

- ★ [VIDEO Directions for viewing and approving student's Personalized Graduation Plan in Personalized Plans](#)
- ★ [Step by Step guide for viewing and approving student's Personalized Graduation Plan in Personalized Plans](#)

COUNSELORS

- ★ [CLICK HERE for directions](#) overview of Guardian Features for information on cursing your account to communicate Counselors

PHASE IV Wednesday March 27 - Wednesday April 3, 2024

PARENTS

Continue to communicate with your counselor through SchooLinks

COUNSELORS

Step 4: finalize change requests and approve students' **Personal Graduation Plan (PGP)** in SchooLinks
Personalized Plans

- ★ Respond to student and parent comments in SchooLinks about course updates and changes during course verification period

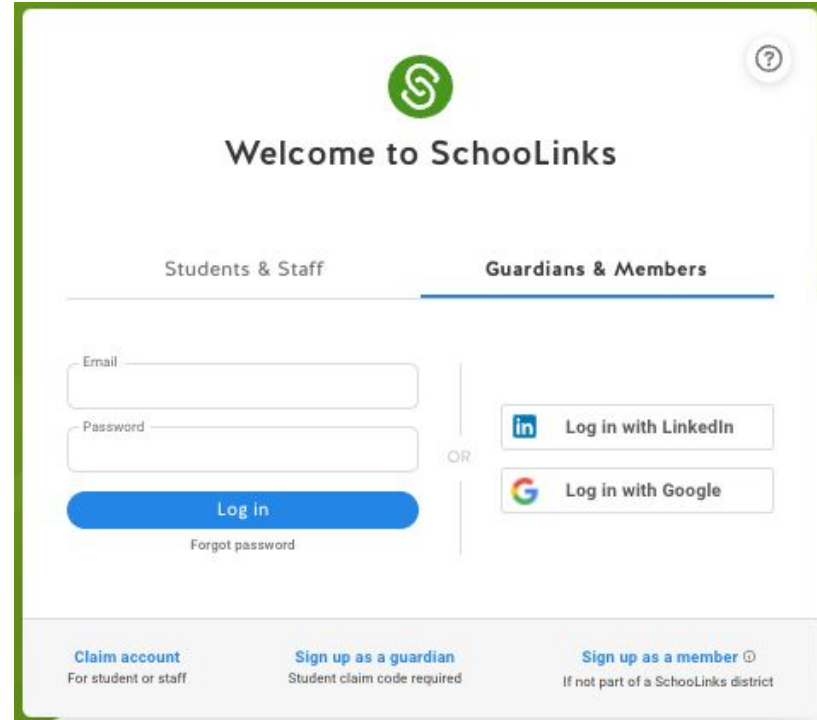
STUDENTS

Continue to communicate with your counselor through SchooLinks

How to log in to your SchoolLinks Account

Getting Started -

- Go to My Katy Cloud – Select the Tile titled “SchoolLinks”

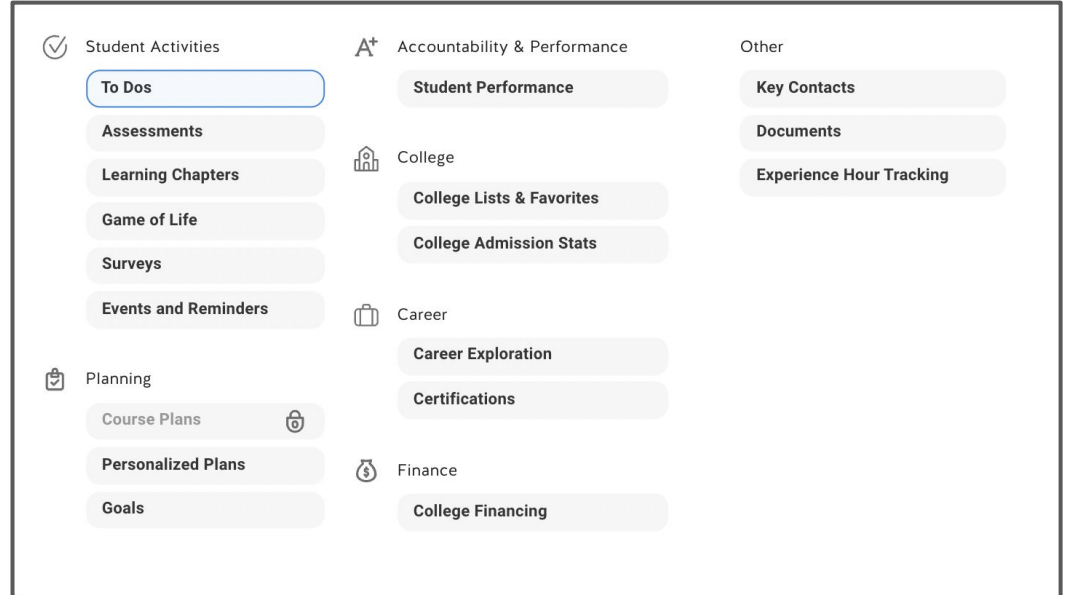


The screenshot shows the SchoolLinks login interface. At the top center is the SchoolLinks logo (a green circle with a white 'S') and the text "Welcome to SchoolLinks". In the top right corner, there is a help icon (a question mark in a circle). Below the header, there are two tabs: "Students & Staff" and "Guardians & Members", with the latter being selected. The main login area contains two input fields for "Email" and "Password", a blue "Log in" button, and a "Forgot password" link. To the right of the input fields is an "OR" separator. Further right are two social login buttons: "Log in with LinkedIn" and "Log in with Google". At the bottom of the page, there are three links: "Claim account" (with subtext "For student or staff"), "Sign up as a guardian" (with subtext "Student claim code required"), and "Sign up as a member" (with subtext "If not part of a SchoolLinks district").

What Parents & Guardians Can Do on SchooLinks

Parents & Guardians Can...


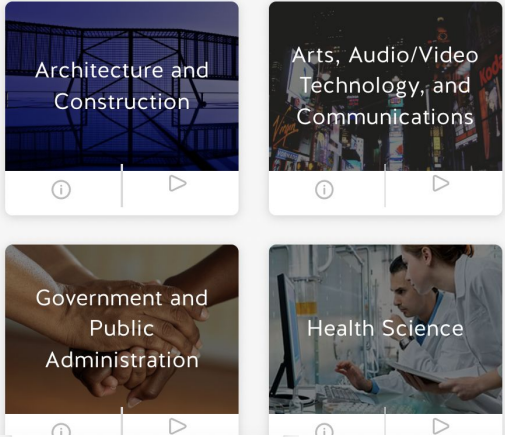
- **View** activities your child has completed, including:
 - Complete 3 and 4-year course plans
- **View** test scores & graduation plan progress



Parents & Guardians Can...

...also use some of SchooLinks tools themselves:

- Explore careers using SchooLinks' Career Center
- Explore colleges using SchooLinks' College Search
- Calculate approximate costs of college using College Financing
- View and register for upcoming school events



Communication Opportunities

- Message Center
- Leave Comments on Course Plans
- Help Center
- Login to SchooLinks, click on the Question Mark
- Use the search to find your answer OR browse the topics

The screenshot displays the SchooLinks user interface. At the top, there is a navigation bar with a user profile icon, the text "Demo as Student", and icons for a question mark, mail, notifications, and settings. Below this is a green banner with the SchooLinks logo and the text "SchooLinks is your Partner!". A search bar with the placeholder "Search for articles..." is positioned below the banner. A dropdown menu is open, showing options: "Getting Started", "Help Center" (highlighted with an orange box and an arrow), "Webinar Training", and "SchooLinks Academy". Below the banner, there are three article collections:

- Getting started**: These articles will help you get started in SchooLinks by logging in and performing some key tasks. 27 articles in this collection. Written by Jenny.
- Account Settings**: 10 articles in this collection. Written by Jenny.
- Analytics**: 9 articles in this collection. Written by Jenny.

How to communicate with your counselor during course selection Communication

- Send the SchoolLinks team a message by clicking the chat icon.
- Message your student's counselor by selecting the Envelope icon at the top of the screen.
- Leave a comment on your child's course plan.



The screenshot displays the 'Your Students' page in the SchoolLinks application. The page title is 'Your Students' with a sub-header 'Viewing 798 Students'. A search bar is located at the top right, and a navigation menu is on the left. The main content is a table of student records.

	Student Name	Grade	Last Active	Meeting & Notes	To Do Status	Assigned Tags	Go To Casefile
<input type="checkbox"/>	Discenza, Michael	12th	a day ago	8	19 Overdue	In-person	
<input type="checkbox"/>	Junior, Maya	12th	2 days ago	14	17 Overdue	In-person	
<input type="checkbox"/>	Test, Demo4	12th	2 days ago	0	21 Overdue	In-person	
<input type="checkbox"/>	Myers, Dante	12th	2 days ago	0	22 Overdue		
<input type="checkbox"/>	Duffy, Sarah	8th	2 days ago	2	11 Overdue		
<input type="checkbox"/>	Yoxall, Frederick	8th	3 days ago	0	15 Overdue		
<input type="checkbox"/>	Test, Demo2	12th	3 days ago	0	22 Overdue	In-person	

2024-2025

Course Planning

Katy ISD Course Catalog - Online

The screenshot displays the online course catalog interface. At the top, a teal header contains the SchoolLinks logo, a 'DISTRICT Course Catalog' button, and a 'SELECTED MODE Middle & High School' dropdown menu. Below the header is a vertical sidebar with navigation icons for STUDENTS, CHECK-INS, ANALYTICS, DISTRICT, COLLEGES, CAREERS, FINANCES, ALUMNI, PROGRAMS, and ADMIN TOOLS. The main content area is titled 'Overview' and features a large banner for the 'Katy ISD Course Catalog'. The banner includes the Katy ISD logo, the text 'High School • Junior High Graduation Requirements and Secondary Program Options for Katy ISD Students, Grades 6 - 12', and the large title 'COURSE CATALOG'. The banner background is a collage of images representing various fields: a guitar, a piano keyboard, gears, a circuit board, a microscope, and a smartphone.

DISTRICT Course Catalog

SELECTED MODE Middle & High School

Powered by SchoolLinks
A Modern College & Career Readiness Platform

Katy ISD

All Schools ▾

Overview ▾

Graduation requirements ▾

Programs of Study ▾

Endorsements ▾

Course offerings ▾

High School • Junior High
Graduation Requirements and Secondary
Program Options for Katy ISD Students, Grades 6 - 12

COURSE CATALOG

Katy ISD Course Catalog - Online

S
Demo as student
JS
3
?
⚙️

DISTRICT Course Catalog
 SELECTED MORE
Middle & High School

🏠 STUDENTS
 ☰ CHECK-INS
 📊 ANALYTICS
 🍏 DISTRICT
 📚 COLLEGES
 📅 CAREERS
 💰 FINANCES
 👤 ALUMNI
 🔄 PROGRAMS
 🔧 ADMIN TOOLS

Katy ISD

All Schools ▾

Overview ▾

Graduation requirements ▾

Programs of Study ▾

Endorsements ▾

Course offerings ⤴

- CTE
- Elective
- Endorsements
- English Language Arts
- Fine Art
- Health
- Language other than English
- Local
- MATH

All Course Offerings

Viewing All Courses 1650 Courses

Filter By ▾

🔍
Expand All 🔴

0254A	Algebra 2 KAP/GT A	0.5	GT KAP	▾
0254B	Algebra 2 KAP/GT B	0.5	GT KAP	▾
0255A	Precalculus A KAP	0.5	KAP	⤴

Subject: MATH

Term: Semester 1

Eligible grades: 9th, 10th, 11th, 12th

Bundled with: Precalculus B KAP (0255B) | Semester 2 Precalculus A KAP (0255A) | Semester 1

Prerequisite: Algebra 2

Corequisite: N/A

Enrollment notes: N/A

This course explores the same concepts as academic Precalculus; however, the topics are more thoroughly investigated. The level of instruction/curriculum focuses on preparing students for advanced placement coursework. Calculators are available to students for in-class use in this course. Katy ISD schools currently use TI Nspire CX calculators. If purchasing their own calculator, students should select a model that offers capabilities and features similar to those of the TI-Nspire CXII.

Can be taken as Elective

0255B	Precalculus B KAP	0.5	KAP	▾
-------	-------------------	-----	-----	---

Course Planner - 3 year Planning for Junior High

SCHOOL Course Planner SchoolLinks

Exit Demo X Switch user Amy Perez Read aloud

Course Plan History

View previous course plans, and access your active plan to choose courses and make changes.

Student Completion Deadline: 1/31/24

Demo Student Account:

Recreate Student Plan

2023-2024 School Year Plan
Planning for 5th – 8th Grade
Graduation Plan: Junior High Completion Plan • Planned School: Katy Junior High

Not Submitted Complete Plan >

Student Submission Deadline: Jan 31, 2024

SCHOOL Course Planner SchoolLinks

Welcome

We'll take you through the steps to finalize your course plan to meet grad requirements.

School you'll attend next year
Katy Junior High

Your graduation plan
Junior High Completion Plan

* Alternate courses Chosen every year

Review your plan Make any other changes here

Let's go →

Course Planner - 3 year Planning for Junior High

SCHOOL Course Planner SchoolLinks Exit Demo X Switch user Amy Perez Read aloud Comments

2023 - 2024 Plan NOT SUBMITTED

Planned School: Katy Junior High Graduation Plan: Junior High Completion Plan [Course Catalog](#)

Deadline: 1/31/2024

	6th Grade 0/0	7th Grade 0/0	8th Grade 2/0
Language Arts - English	English Language Arts & Reading Block 6 KAP (J606) 0.0 / 0.0 credits KAP JH	English Language Arts & Reading Block 7 KAP (J726) 0.0 / 0.0 credits KAP JH	English Language Arts and Reading 8 KAP (J806) 0.0 / 0.0 credits KAP JH
Science	Science 6 (J630) 0.0 / 0.0 credits JH	Science 7 (J730) 0.0 / 0.0 credits JH	Science 8 (J830) 0.0 / 0.0 credits JH
Social Studies	Social Studies 6 KAP (J624) 0.0 / 0.0 credits KAP JH	Social Studies 7 KAP (J724) 0.0 / 0.0 credits KAP JH	Social Studies 8 KAP (J824) 0.0 / 0.0 credits KAP JH
Math	Math 6 KAP (J614) 0.0 / 0.0 credits KAP JH	Math 7 KAP (J714) 0.0 / 0.0 credits KAP JH	Algebra 1B (J0211B) 0.5 / 0.5 credits JH JHHS Algebra 1A (J0211A) 0.5 / 0.5 credits JH JHHS
Physical Education	PE 6 (Boys) (J680) 0.0 / 0.0 credits JH \$		Athletics 8 (Boys) (J885) 0.0 / 0.0 credits JH \$
Fine Arts			Art 1A (High School credit) (J7511A) 0.5 / 0.5 credits JH JHHS \$ Art 1B (High School credit) (J7511B) 0.5 / 0.5 credits JH JHHS
Electives			
Alternate Courses			

Credits: 2/0 planned Requirements: 7/7 met Other Options

Student submission **Due 01/31/24** Submit plan Help Search

Course Planner - 4 year Planning for High School

The screenshot shows the 'Welcome' page of the School Course Planner. The header includes the School Course Planner logo and 'Student Demo Mode'. A vertical sidebar on the left contains navigation icons for HOME, SCHOOL, ACTIVITIES, COLLEGES, CAREERS, FINANCES, and PROGRAMS. The main content area features a 'Welcome' message, a hand icon, and instructions: 'In the upcoming pages, we'll make it quick and easy to choose courses that meet graduation requirements for:'. Below this are two dropdown menus: 'School you'll attend next year' (set to 'Katy HS') and 'Your graduation plan' (set to 'Foundations with Endorsements'). A final instruction reads 'At the end, you'll see and review your entire plan before submitting it.' with a 'Let's go' button.

The screenshot shows the 'Programs of Study, Endorsements' page. The header includes the School Course Planner logo, 'Student Demo Mode', and an 'Exit Demo X' button. A vertical sidebar on the left contains navigation icons for HOME, SCHOOL, ACTIVITIES, COLLEGES, CAREERS, FINANCES, and PROGRAMS. The main content area has a '← Summary' link and the title 'Programs of Study, Endorsements'. It includes a 'Description' section: 'Select a Career Focus Area to see the courses available in the Endorsement Pathway.' Below this is a 'Program Requirement' section with a 'Not Met' status: 'Select 1 - 6 Endorsement Pathways from the list of options. The Endorsement Pathways selection adds requirements to the graduation plan, which determine the courses needed to graduate.' A text box below says 'Choose from the list of Endorsement Pathways options to see your selected Endorsement Pathways here.' On the right, a list of endorsement pathways is shown: Agriculture, Food, and Natural Resources; Architecture and Construction; Arts and Humanities; Arts, Audio Video Technology and Communication; Business, Marketing, and Finance; Education and Training; Endorsement Selection; Health Science; Hospitality and Tourism; Human Services; Information Technology; and Journalism and Speech.

Course Planner - 4 year Planning for High School

SCHOOL Course Planner Student Demo Mode Exit Demo X Switch user Marsha Boudreaux 📧 🔔 ? ⚙️

2023 - 2024 Plan NOT SUBMITTED 📄 🔄 ⬇️ Comments

Planned School: Katy HS 🏠 Graduation Plan: Foundations with Endorsements 🔒 Endorsement Pathways: 1 Selected 📝 [Course Catalog →](#)

Deadline: 1/31/2024

	9th Grade 2/5	10th Grade 2/5	11th Grade 2/5	12th Grade 1/5
English	English 1B (01011B) ? 0.5 / 0.5 credits ENG 1A (01011A) ? 0.5 / 0.5 credits	English 2B (01021B) ? 0.5 / 0.5 credits English 2A (01021A) ? 0.5 / 0.5 credits	English 3B (01031B) ? 0.5 / 0.5 credits English 3A (01031A) ? 0.5 / 0.5 credits	ENG 4B (01041B) ? 0.5 / 0.5 credits ENG 4A (01041A) ? 0.5 / 0.5 credits
Math <small>View 1 credit not shown</small>	Geometry B KAP (0251B) ? KAP 0.5 / 0.5 credits Geometry A KAP (0251A) ? KAP 0.5 / 0.5 credits	Algebra 2B KAP (0253B) ? KAP 0.5 / 0.5 credits Algebra 2A KAP (0253A) ? KAP 0.5 / 0.5 credits	Precalculus B KAP (0255B) ? KAP 0.5 / 0.5 credits Precalculus A KAP (0255A) ? KAP 0.5 / 0.5 credits	
Social Studies				
Science				
Languages Other Than English				
Physical Education				
Fine Arts				
Speech				
Health				
Career & Technical Education (CTE) <small>View 3 credits not shown</small>				

Credits: 11/26 planned ⚠️ Requirements: 3/12 met ⚠️ Other Options

Student submission Due 01/31/24 Submit plan 👤 📧



What Else Can Students Do In SchoolLinks?

Learn About Themselves

- Take a career interest inventory the first time they log in
- Decide whether or not a statement describes them
- Learn their personality type and explore careers based on that personality type
- Set an initial career goal and major/training goal immediately after this assessment.


Find Your Path



Sample Results

Personality — Career Cluster — Career — Major — **Results**

Personality Match

 You're like the **Craftsman**

Tolerant Flexible Observant
Practical Analytical Logical Quiet
Reserved Daring


Craftsmen tend to...

- Learn through hands-on experience
- Be spontaneous and prefer flexible schedules
- Focus on the details rather than the big picture


Top cluster matches

- Architecture and Construction
- Science, Technology, Engineering, and Mathematics
- Transportation, Distribution, and Logistics

Famous Craftsmen




Career Goal



Software Development
Career Profile →

Other careers in Science, Technology, Engineering, and Mathematics →

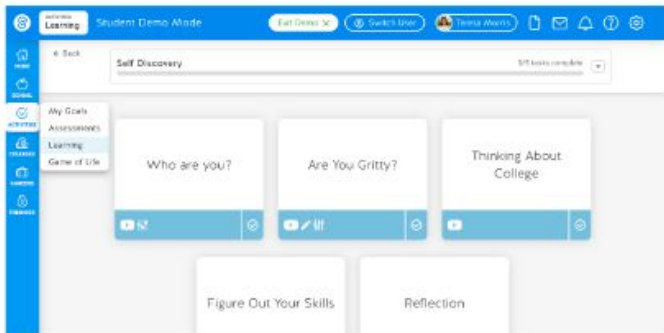
Major Goal


Mathematics
Colleges that offer this major →

[Go to dashboard →](#)



Learn On Their Own Schedule

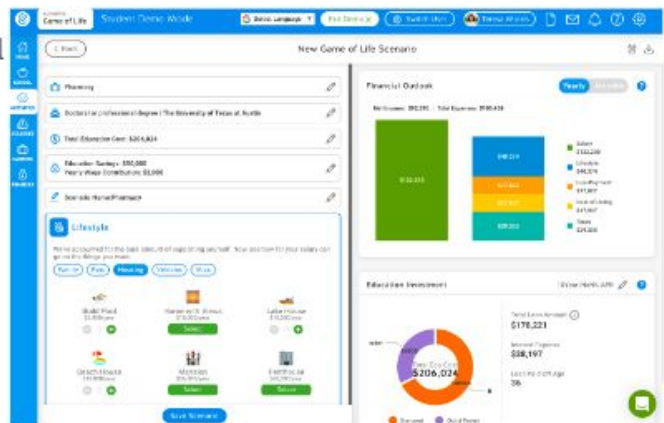


SchoolLinks

- Complete lessons around CCMR topics such as:
 - Career Exploration
 - Self Discovery
 - Employability Skills
 - Planning for the Military

The Game of Life

- Begin to consider their financial future by choosing a career, educational path, and lifestyle expenses
- See how future choices related to education debt and career choice will impact their long-term financial situation



SchoolLinks

SchoolLinks

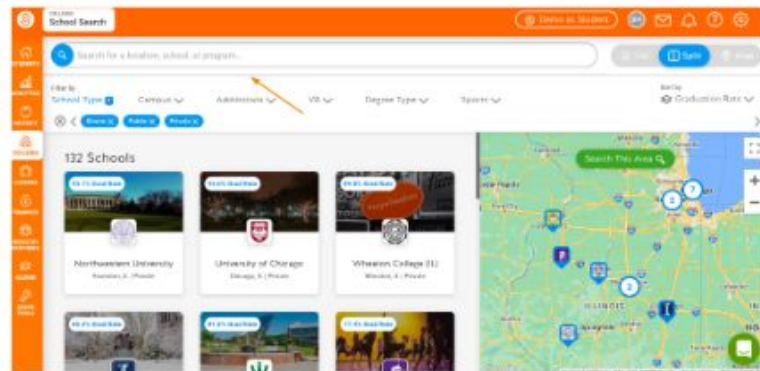
Explore Careers



- Explore careers and career clusters in the Career Center
- Filter by hot careers, military careers, degree

Find The Right College

- Explore colleges and universities and specific programs that are offered
- Take virtual tours of college campuses
- Favorite colleges and majors
- Build a Final List of schools they plan to apply to



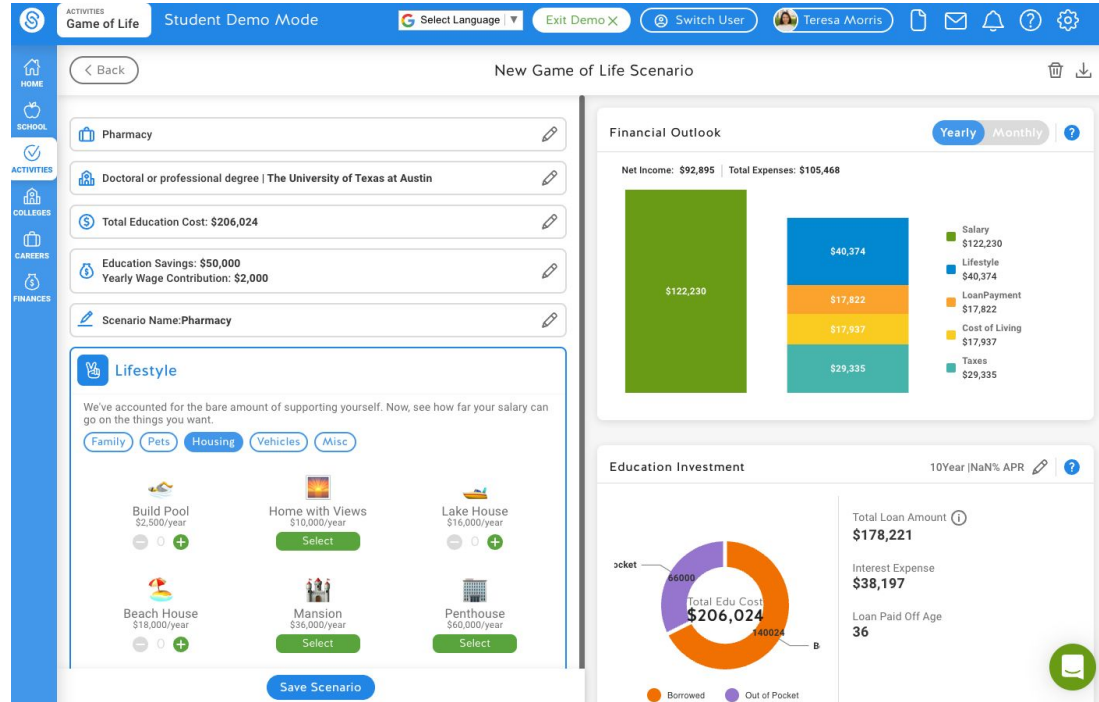
Learn On Their Own Schedule

The screenshot shows the 'Self Discovery' activity page in 'Student Demo Mode'. The interface includes a blue header with navigation options like 'Exit Demo', 'Switch User', and user information for 'Teresa Morris'. A left sidebar contains icons for 'HOME', 'SCHOOL', 'ACTIVITIES', 'COLLEGES', 'CAREERS', and 'FINANCES'. A central menu lists 'My Goals', 'Assessments', 'Learning', and 'Game of Life'. The main content area features five activity cards: 'Who are you?', 'Are You Gritty?', 'Thinking About College', 'Figure Out Your Skills', and 'Reflection'. Each card has a play button icon and a checkmark, indicating they are available for completion. A progress indicator at the top right shows '0/5 tasks complete'.

- Complete lessons around CCMR topics such as:
 - Career Exploration
 - Self Discovery
 - Employability Skills
 - Planning for the Military
- Units range from 15-45 minutes to complete, so they work well in a classroom setting or independently

The Game of Life

- Begin to consider their financial future by choosing a career, educational path, and lifestyle expenses
- See how future choices related to education debt and career choice will impact their long-term financial situation



Explore Careers

The screenshot displays the Career Center interface. At the top, there is a navigation bar with 'CAREERS Career Center' and 'Student Demo Mode'. Below this is a search bar with the placeholder text 'Search for a career...'. To the right of the search bar are navigation tabs: 'REGIONAL', 'CLUSTERS', 'HOT', 'FAVORITES', and 'ALL'. The main content area is titled 'Career Center' and includes the subtitle 'Explore careers, ask questions, and discover opportunities in your area and across the nation.' Below this, there are two tabs: 'Most Job Openings' (selected) and 'Most Common Careers'. A filter section shows 'Filter By:' with three radio buttons: 'Bachelor's Degree Needed' (selected), 'Associate's Degree Needed', and 'No Degree Needed'. Below the filter is a map of the United States with a legend for 'Year-Over-Year Job Growth' ranging from 'Max' (dark green) to 'Min' (light green). To the right of the map is a table titled 'Most Job Openings in Illinois'.

RANK	# OF JOBS
1	Registered Nursing 12,210
2	Software Development 10,860
3	Chief Executives 8,570
4	Accounting and Auditing 6,540
5	Management Consulting 6,070
6	Computer Systems Analysis 5,510

- Explore careers and career clusters in the Career Center
- Filter by hot careers, military careers, degree needed, and more
- Explore job openings and popular jobs in specific states

Find The Right College

- Explore colleges and universities and specific programs that are offered
- Take virtual tours of college campuses
- Favorite colleges and majors
- Build a Final List of schools they plan to apply to

The screenshot displays the 'COLLEGES School Search' interface. At the top, there is a search bar with the placeholder text 'Search for a location, school, or program...'. Below the search bar, there are several filter options: 'Filter by School Type', 'Campus', 'Admissions', 'VR', 'Degree Type', and 'Sports'. The 'Admissions' filter is highlighted with an orange arrow. To the right of the filters, there is a 'Sort by' dropdown menu set to 'Graduation Rate'. Below the filters, there are three tabs: 'Illinois', 'Public', and 'Private'. The main content area shows '132 Schools' and a grid of six school cards. Each card displays a graduation rate, a school name, and location. The schools shown are Northwestern University (93.1% Grad Rate, Evanston, IL | Private), University of Chicago (93.0% Grad Rate, Chicago, IL | Private), Wheaton College (IL) (89.8% Grad Rate, Wheaton, IL | Private), and three others with rates of 85.2%, 81.8%, and 77.4%. To the right of the grid is a map of Illinois with a search area highlighted in green and several location markers. The interface includes a sidebar on the left with icons for STUDENTS, ANALYTICS, DISTRICT, COLLEGES, CAREERS, FINANCES, INDUSTRY PARTNERS, ALUMNI, and ADMIN TOOLS. The top right corner has a 'Demo as Student' button and several utility icons.

Keep Their College Options Organized

- Organize and track college applications
- Understand individual college application requirements
- Request all application materials electronically
- Report application results
- Indicate their enrollment plans

The screenshot displays the 'Submission Tracker' interface, which is organized into three main columns based on the application status:

- Not Started (0):** This column is currently empty. It includes a 'Final List' button and a message: 'No schools added to final list. Not a problem! You can always add schools directly to the "In Progress" column to set up and begin tracking an application.'
- In Progress (2):** This column contains two entries, each highlighted with a red border:
 - The Ohio State University:** Status is 'Rolling'. Includes a 'common app' logo.
 - Northwestern University:** Status is 'Regular Decision' with a 'Deadline Passed' warning. Includes a 'common app' logo.
- Completed (4):** This column contains four entries:
 - Baylor University**
 - LSU Louisiana State University**
 - Rice University**
 - Texas Tech University**

Scholarships

- View scholarships available
- Create a profile based on eligibility, interests, and colleges
- Sort scholarships based on “Best Match”
- Click the link to navigate to the scholarship’s website or application

The image shows a scholarship search application interface. On the left is a profile form, in the middle is a list of 538 scholarships, and on the right is a detailed view of a specific scholarship.

Profile Form (Eligibility):

- Answer the following questions to determine your scholarship eligibility.
- What is your gender? Female Male Non-Binary
- Where do you live?
- What is your race and ethnicity?
- What is your current religious affiliation?
- What is your GPA? Weighted: Unweighted:
- Are you interested in scholarships that require financial need? Yes No
- Are you a first generation college student? Yes No
- Show me scholarships that...
 - Require U.S. Citizenship
 - Require Permanent Residency
 - Don't require citizenship or permanent residence

Scholarship List (538 Scholarships):

Scholarship Name	Posted by	Date	Match Score
Courage to Grow Scholarship	Posted by your district	May 27	88
Martha Ann Stark Memorial Scholarship	Women Band Directors International	Dec 1	67
USBC Alberta E. Crowe Star of Tomorrow Award	United States Bowling Congress	Dec 2	67
American Legion Department of Illinois High School Oratorical Contest	American Legion Department of Illinois	Jan 15	67
AIST Foundation Steel Intern Scholarship - Premier	AIST Foundation	Oct 31	67
Single Mother Scholarship Program	Rosenfeld Injury Lawyers	Dec 5	67
David H. Samson Canadian Scholarship	AIST Foundation	Oct 31	67
"Mom to Scholar" Scholarship for Mothers	Scholarships360	Jun 1	67
TE Connectivity African Heritage Scholarship	TE Connectivity	Oct 8	67

TE Connectivity African Heritage Scholarship Details:

- Deadline: October 8, 2022
- Amount: \$22,500
- Annual Winners: 14.0
- Eligibility:
- Description: TE Connectivity has established a 2-year scholarship program to assist college students who will be sophomores for the 2021-2022 academic year and are majoring in STEM (Science, Technology, Engineering, Math), Operations Management, Finance, Supply Chain, or Information Technology.

